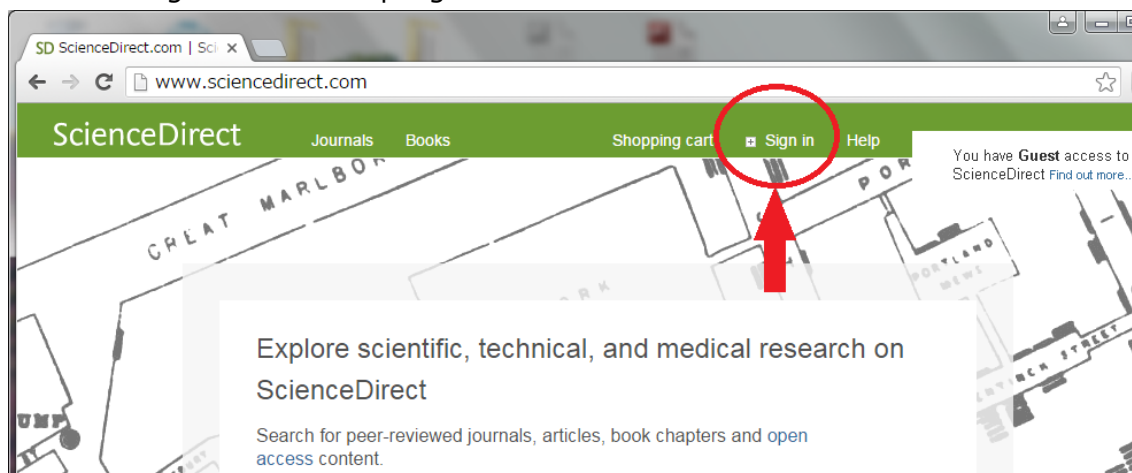


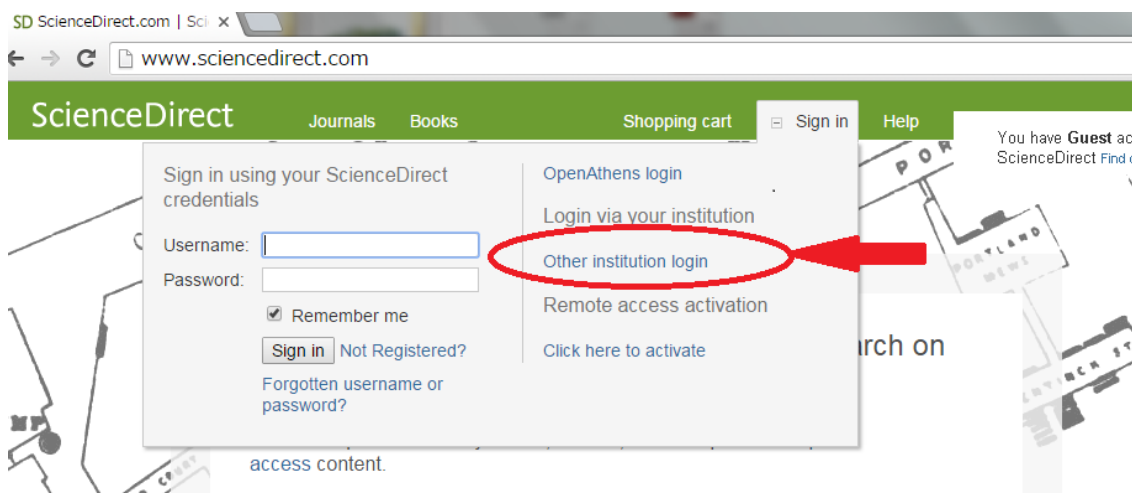
# Science Direct with Gakunin (学認)

URL <http://www.sciencedirect.com/>

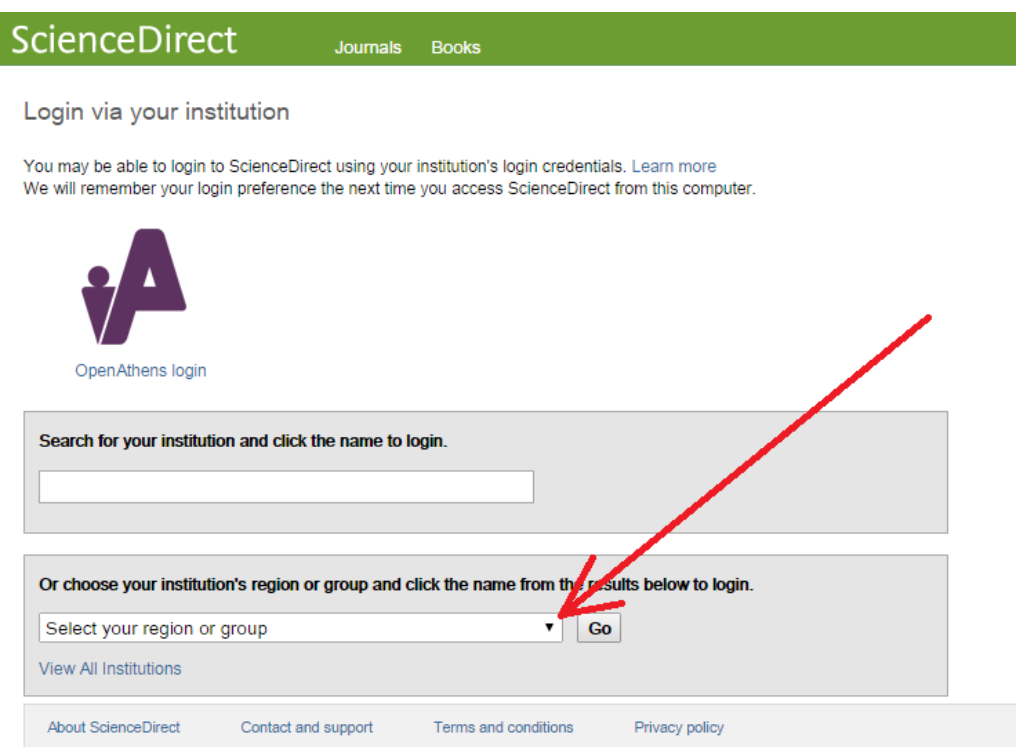
1. 画面右上の「Sign in」をクリック  
Click "Sign in" on the top-right.



2. "Other institution login"をクリック  
Click "Other institution login".

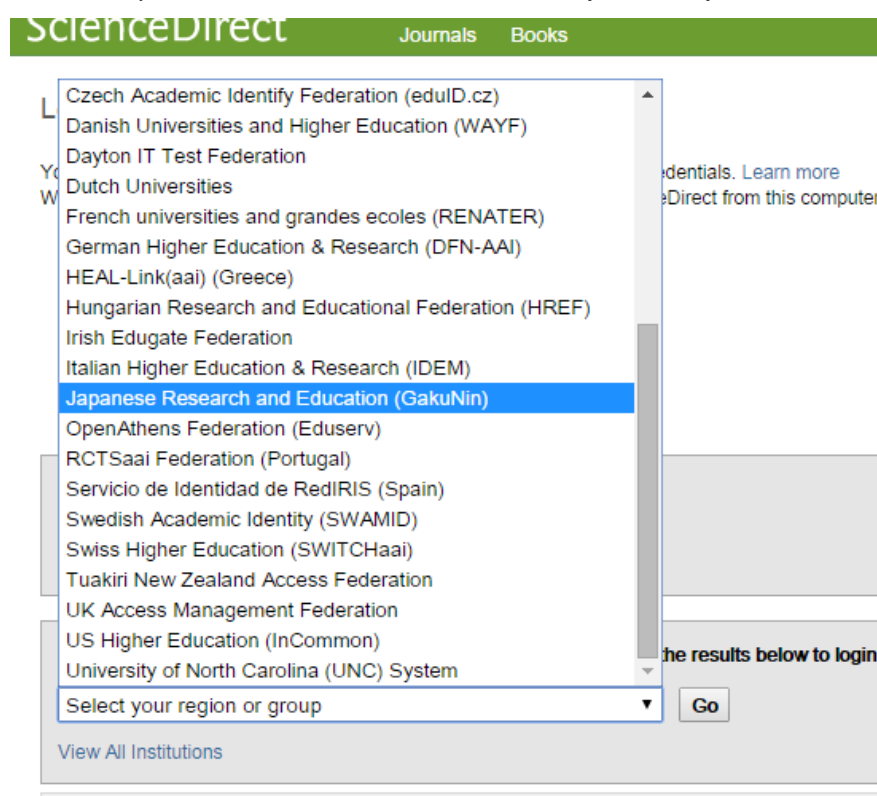


3. 「Select your region or group」をクリック  
Click "Select your region or group"



The screenshot shows the ScienceDirect login interface. At the top, there is a green header with the ScienceDirect logo and navigation links for 'Journals' and 'Books'. Below the header, the text 'Login via your institution' is displayed. A paragraph explains that users can login using their institution's credentials and that the system will remember their preference. The OpenAthens logo is shown with the text 'OpenAthens login'. There are two main sections for login: one for searching by institution name and another for selecting a region or group. The second section contains a dropdown menu labeled 'Select your region or group' and a 'Go' button. A red arrow points to the dropdown menu. At the bottom, there are links for 'About ScienceDirect', 'Contact and support', 'Terms and conditions', and 'Privacy policy'.

4. 「Japanese Research and Education (Gakunin)」を選択  
Select "Japanese Research and Education (Gakunin)"




This screenshot shows the same ScienceDirect login page as above, but with the dropdown menu open. The menu lists various institutional federations, and 'Japanese Research and Education (GakuNin)' is highlighted in blue. The 'Go' button is visible to the right of the dropdown. The text 'the results below to login.' is partially visible at the bottom of the dropdown area.

5. 画面下部に日本の大学名が列挙されたらスクロールダウン  
Scroll down the screen if it displays Japanese institutions list

ScienceDirect Journals Books

Login via your institution

You may be able to login to ScienceDirect using your institution's login credentials. [Learn more](#)  
We will remember your login preference the next time you access ScienceDirect from this computer.

  
OpenAthens login

Search for your institution and click the name to login.

Or choose your institution's region or group and click the name from the results below to login.


Japanese Research and Education (GakuNin)

[View All Institutions](#)

Please choose one of the institutions listed below. If your institution is not listed, try using the search feature above.


**Japanese Research and Education (GakuNin)**

- National Institute of Informatics
- 国立情報学研究所
- Chiba University
- 千葉大学
- Yamagata University
- 山形大学
- Hiroshima University
- 広島大学
- Hokkaido University

 Scroll Down

6. 「国際教養大学」をクリック  
Click "Akita International University".

- Ryukoku University
- 龍谷大学
- Tottori University
- 鳥取大学
- Naruto University of Education
- 鳴門教育大学
- Nara Women's University
- 奈良女子大学
- Okayama Prefectural University
- 岡山県立大学
- Tokyo Metropolitan University
- 首都大学東京
- Osaka University
- 大阪大学
- Gifu University
- 岐阜大学
- Future University Hakodate
- はこだて未来大学
- Ibaraki University
- 茨城大学
- National Institute for Materials Science
- 物質・材料研究機構
- Tokyo University of Agriculture and Technology
- 東京農工大学
- Akita International University**
- 国際教養大学



About ScienceDirect Contact and support Terms and conditions Privacy policy

Copyright © 2016 Elsevier B.V. or its licensors or contributors. ScienceDirect® is a registered trademark of Elsevier B.V.  
Cookies are used by this site. To decline or learn more, visit our Cookies page.

[Switch to Mobile Site](#)

7. 認証画面が表示されたら ATOMS と同じ I D ・パスワードを入力  
Input AIU ID and Password as same as ATOMS

8. Science Direct に送信される情報が表示されますので問題無ければ“確認”をクリック  
Check the transmitting information to Science Direct, then click “Confirm”.

9. 正しく認証されれば画面上部に「Activate Personalization」と表示されます。(Activate Personalization の登録は任意です)  
After you login, it displays “Activate Personalization” on top. (Activate Personalization is optional.)

